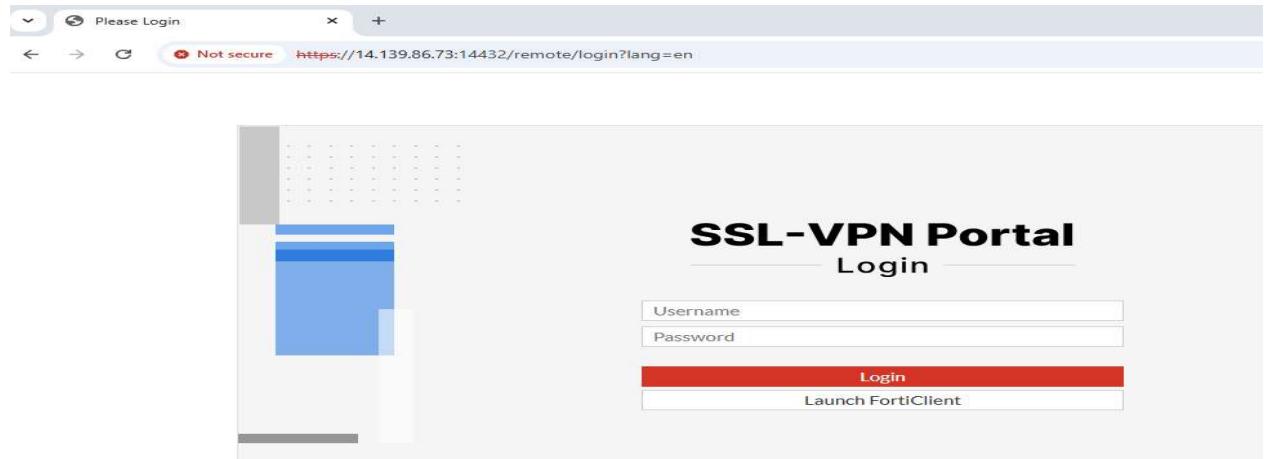


## Procedure to Configure MANUU SSL VPN client

### Step : 1 Access the VPN Portal.

Open a web browser and navigate to the MANUU VPN portal:

<https://14.139.86.73:14432>



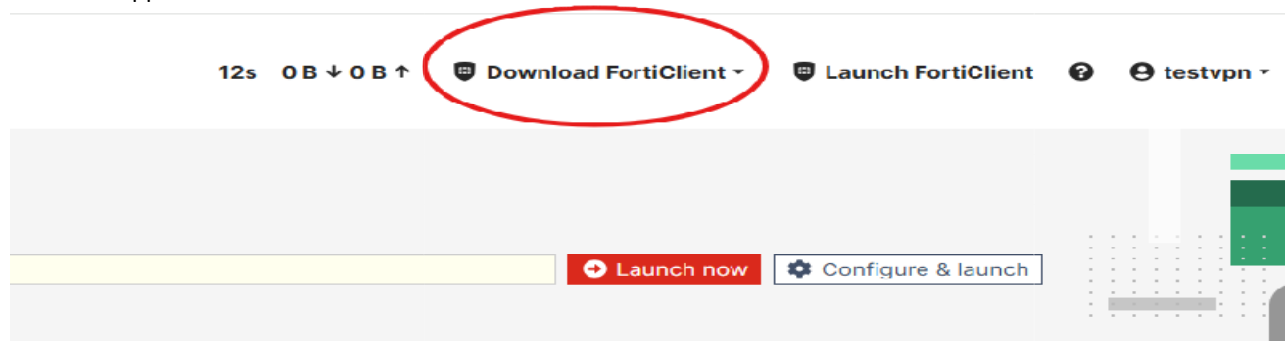
### Step : 2 Enter your assigned MANUU VPN Username and Password, then click Login.



### Step : 3 Download the FortiClient Application:

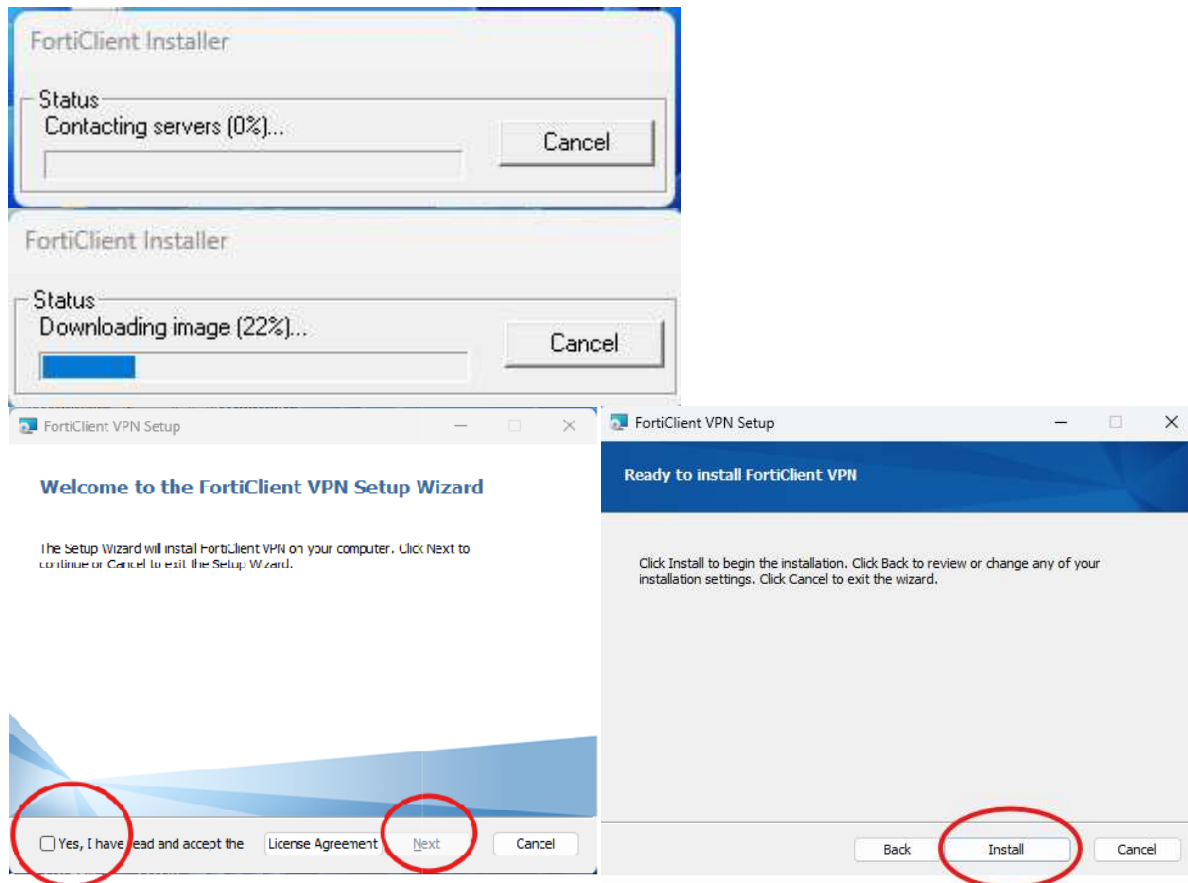
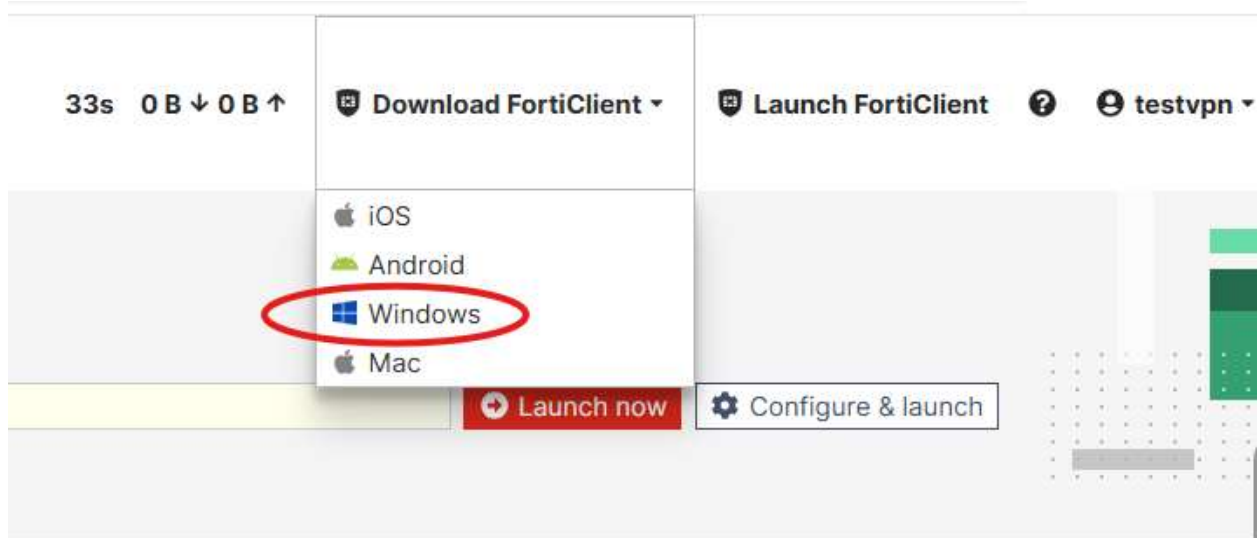
Select Download FortiClient.

Choose the installer appropriate for your Operating System (Windows, macOS, Linux, etc.). Download and Install the application.



### Step : 4 Select your Operating System → Download and Install file .

**Step : 5** For Windows 11 OS procedure as below:



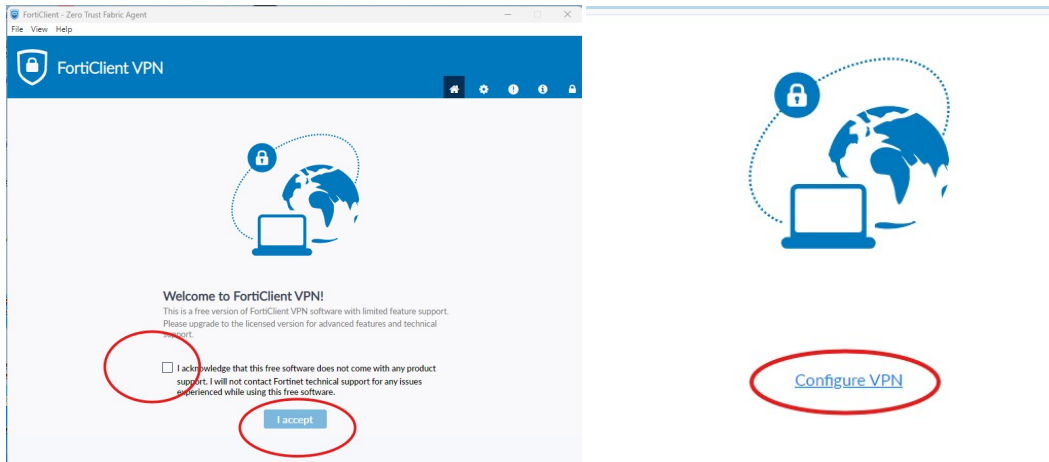
**Step : 6** Installation Verification

Upon successful installation, a FortiClient VPN desktop icon will be created



## Step : 7 Configure the VPN Connection

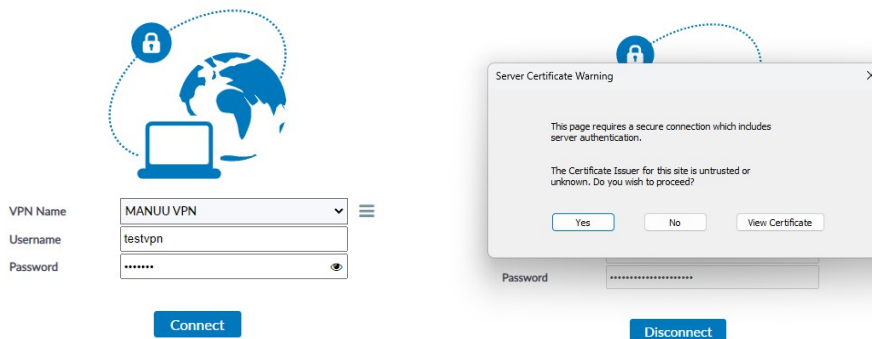
Double click FortiClient VPN → Accept → Configure VPN as below



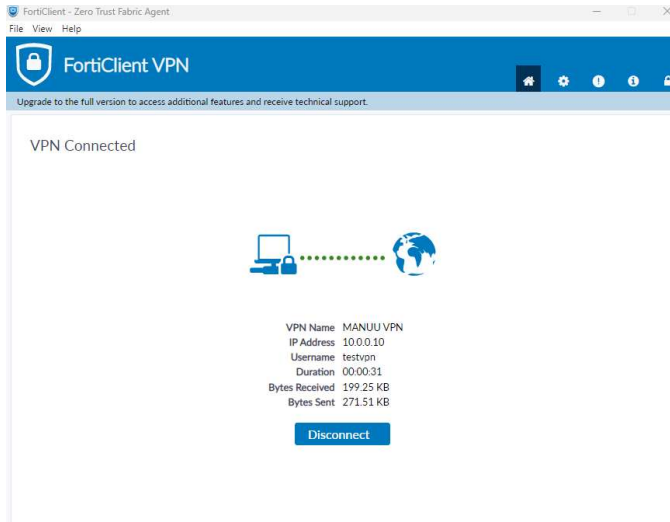
## Step : 8 Enter Details as below and Click Save

The image shows a 'New VPN Connection' configuration form. The 'VPN' type is set to 'SSL-VPN'. The 'Connection Name' is 'MANUU VPN'. The 'Description' is 'MANUU VPN'. The 'Remote Gateway' is '14.139.86.73'. The 'Customize port' checkbox is checked, and the port is '14432'. The 'Authentication' is set to 'Prompt on login'. The 'Client Certificate' is set to 'None'. There are 'Cancel' and 'Save' buttons at the bottom. Red arrows point to the 'VPN' type, 'Connection Name', 'Description', 'Remote Gateway', 'Customize port', 'Authentication', 'Client Certificate', and 'Save' button.

## Step : 9 Enter MANUU VPN Username & Password and accept certificate warning.



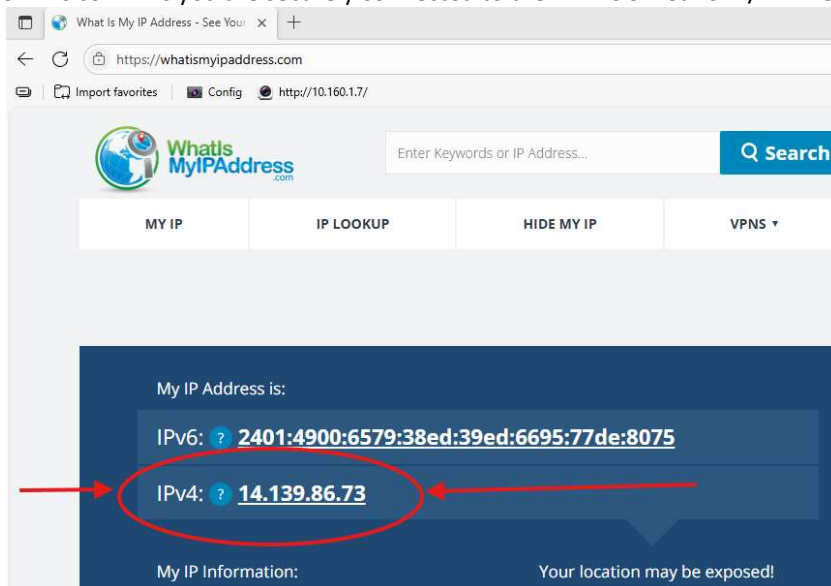
**Step : 10 Click Connect → Now you are connected to MANUU VPN**



**Step : 11 Verification of Connection**

To confirm successful connectivity:

1. Visit <https://whatismyipaddress.com>.
2. Your IP address should be displayed as 14.139.86.73.
3. This confirms you are securely connected to the MANUU Network / MANUU VPN.



**Now you are connected to MANUU Network/MANUU VPN.**

*Support and Assistance*

*If you encounter any difficulties during the installation or connection process, please contact:  
Centre for Information Technology (CIT), MANUU, Hyderabad  
040-23120600 / 700, Extn: 4253*