

Students' Feedback Analysis, December 2019

For the Semester, the examinations of which were held in December 2019, the total feedback responses received were 3330. The responses for this semester almost doubled from those of the previous semester wherein 1680 responses were received. The participation of the students appeared very encouraging, and though it was not made mandatory thus far.

The first question, *'Did you learn the course/paper according to the objective it specified'* received 3179 'Yes' responses out of a total of 3330 responses, which makes it 95.46 percent; and 151 'No' responses which makes it 4.53 percent. This makes the objectives set by the University for all its courses and the learning that took place thereof, again were clearly in agreement. And there was marked increase in the percentage of positive responses comparing to the previous feedback responses for this query. The increase suggests that the departments and the faculty were working towards matching the objective set and the learning imparted thereon.

The second question, *'Do you feel the course/paper will be of any help to you in your career progression (for example, employment or higher studies)?'* received 3231 'Yes' responses out of a total of 3330 responses, which makes it 97.02 percent; and 99 'No' responses which makes it 2.97 percent. For this question also the responses are highly positive and the increase in the percentage from the last semester suggests the commitment of the departments of studies to make their courses relevant in terms of employability and higher studies. .

The third question, *'Have you had easy access to the course material (for example in the University Library or in market)?'* received 2955 'Yes' responses out of a total of 3330 responses, which makes it 88.73 percent; and 375 'No' responses which makes it 11.26 percent. For this query also this time positive responses increased distinctly and negative responses decreased. It shows that the feedback system has been having a very positive effect on different aspects of teaching, learning and learning resources.

The fourth question, *'How do you evaluate the teacher who taught you the course?'*, received the responses as follows:

Excellent: 2471

Good: 599

Average: 184

Poor: 76

Total: 3330

From the figures above it is obvious that from the teachers who taught courses, 74.20 percent received 'excellent' assessment/grade; 17.98 percent received 'good' as grade; 5.52 percent received 'average' grade, and 2.28 percent received 'poor' grade.

This feedback pertaining to the evaluation of the teachers has been very positive comparing to all the previous semesters' feedback responses. There is almost 14 percent increase in the 'excellent' grade category from the previous semester feedback responses. And there is marked decrease in the 'poor' grade category from 5.17 percent to 2.28 percent.

The fifth question '*Any other comment that you wish to make about your course or teacher or learning resources etc.*' is an open-ended question. All the teachers have been given access to the comments made on the courses that they taught.

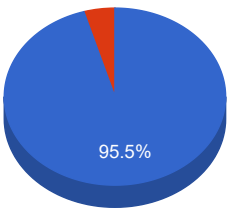
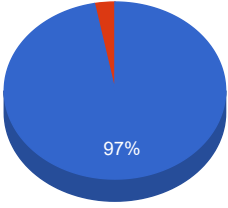
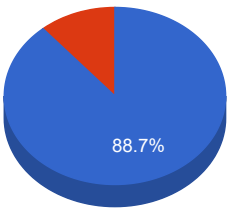
[arrow_back](#)

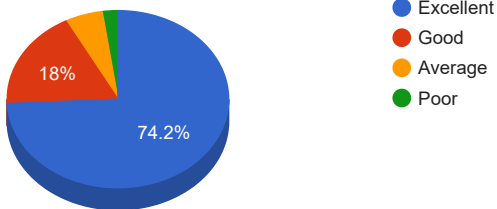
Feedback Reports

Overall University (To be updated)

PRINT

Feedback Form	Students Feedback on Teaching and Learning	Period	Semester Examination Dec-2019
School	All Schools/Polytechnics/CTEs	Department	All Departments
Teacher(s)	All Teachers	Course(s)	All Courses

Sl	Question	Answers
1	<p>Did you learn the course/paper according to the objective it specified?</p>  <p>● Yes ● No</p>	<div>Yes : 3179</div> <div>No : 151</div>
2	<p>Do you feel the course/paper will be of any help to you in your career progression (for example, employment or higher studies)?</p>  <p>● Yes ● No</p>	<div>Yes : 3231</div> <div>No : 99</div>
3	<p>Have you had easy access to the course material (for example in the University Library or in market)?</p>  <p>● Yes ● No</p>	<div>Yes : 2955</div> <div>No : 375</div>

Sl	Question	Answers
4	<p>How do you evaluate the teacher who taught you the course?</p>  <p> Excellent Good Average Poor </p>	<div>Excellent : 2471</div> <div>Good : 599</div> <div>Average : 184</div> <div>Poor : 76</div>

Sl	Question	Answer
5	Any other comment that you wish to make about your course or teacher or learning resources etc.	<div>See Comment ▼</div> <hr/>