

प्रवेश निदेशालय/Directorate of Admissions

प्रोफेसर वनजा एम/Prof. Vanaja M  
 निदेशक/Director

MANUU/DoA/F.No.40/Payment of Semester Fees/2024-25/747

Dec 16, 2024

**Notification**

**Sub: Payment of fee for Even semesters of all UG/PG/Diploma/Research programs - reg.**

\*\*\*

- It is hereby notified that all students of Headquarters and Off-Campuses have to pay their Even semester fees from **18<sup>th</sup> Decemeber** to **31<sup>st</sup> December, 2024** without late fee payment.
- Last date for fee payment** with late fee of Rs. 50/- per day from **01<sup>st</sup> January** to **10<sup>th</sup> January, 2025**.

Following are the fee details for 2<sup>nd</sup>, 4<sup>th</sup>, 6<sup>th</sup>, 8<sup>th</sup> & 10<sup>th</sup> Semesters (whichever is applicable) of all UG/PG/Diploma/Research programs. The exam fee is included in the fee structure to avoid multiple bank service charges. The Medical insurance, Internet, Sports and Games fee are exempted for all programs offered outside Hyderabad campus.

**Fee details of even semester for Programs offered at Hyderabad campus**


Name of the Program	Per Semester in Rupees										Fee for Original Degree Certificate (One)	G. Total in Rs.	Fee for PwD Students (Total in Rs.)
	Admission Fee	Tuition Fee	Exam Fee/ Assessment Fee	Laboratory/ Comp. Lab Fee	Library Fee	Internet Fee	Games & Sports Fee	Students Empowerment Fee	Students Welfare Fee	Total in Rs.			
B.Tech(CS)- 2 <sup>nd</sup> Sem	200	4050	400	500	100	100	100	25	25	5500	-	5500	1450
B.Tech(CS)- 4 <sup>th</sup> Sem	200	4050	400	500	100	100	100	25	25	5500	-	5500	1450
B.Tech(CS)- 6 <sup>th</sup> Sem	200	4050	400	500	100	100	100	25	25	5500	-	5500	1450
B.Tech(CS)- 8 <sup>th</sup> Sem	200	4050	400	500	100	100	100	25	25	5500	300	5800	1750
B.Sc -2 <sup>nd</sup> Semester	200	1200	300	900	100	100	100	25	25	2950	-	2950	1750
B.Sc- 4 <sup>th</sup> Sem	200	1200	300	300	100	100	100	25	25	2350	-	2350	1150
B.Sc- 6 <sup>th</sup> Sem	200	1200	300	300	100	100	100	25	25	2350	300	2650	1450
B.A/B.Com- 2 <sup>nd</sup> Sem	200	900	200	100	100	100	100	25	25	1750	-	1750	850
B.A/B.Com- 4 <sup>th</sup> Sem	200	900	200	100	100	100	100	25	25	1750	-	1750	850
B.A/B.Com- 6 <sup>th</sup> Sem	200	900	200	100	100	100	100	25	25	1750	300	2050	1150
B.A(JMC)- 2 <sup>nd</sup> Sem	200	2050	300	200	100	100	100	25	25	3100	-	3100	1050
B.A(JMC)- 4 <sup>th</sup> Sem	200	2050	300	200	100	100	100	25	25	3100	-	3100	1050
B.A(JMC)- 6 <sup>th</sup> Sem	200	2050	300	200	100	100	100	25	25	3100	300	3400	1350
B.Ed/M.Ed – 2 <sup>nd</sup> Sem	200	4050	300	100	100	100	100	25	25	5000	-	5000	950
B.Ed/M.Ed – 4 <sup>th</sup> Sem	200	4050	300	100	100	100	100	25	25	5000	300	5300	1250

Gachibowli, Huderabad-500 032, Telangana, India. Tel: (040), 23006612-15, Ext.1801

Facebook: manuuhydoofficial, Twitter: officialmanuu, Instagram: imcmanuu, YouTube: manuuhyd  
 e-mail: [admissionsregular@manuu.edu.in](mailto:admissionsregular@manuu.edu.in) / [website:www.manuu.edu.in](http://website:www.manuu.edu.in)



I.T.E.P - B.A. B.Ed. - 2 <sup>nd</sup> Sem	200	4050	300	100	100	100	100	25	25	5000	-	5000	950
I.T.E.P - B.Com. B.Ed. 2 <sup>nd</sup> Sem	200	4050	300	100	100	100	100	25	25	5000	-	5000	950
I.T.E.P - B.Sc. B.Ed. - 2 <sup>nd</sup> Sem	200	4050	300	100	100	100	100	25	25	5000	-	5000	950
I.T.E.P - B.A. B.Ed. - 4 <sup>th</sup> Sem	200	4050	300	100	100	100	100	25	25	5000	-	5000	950
I.T.E.P - B.Com. B.Ed. 4 <sup>th</sup> Sem	200	4050	300	100	100	100	100	25	25	5000	-	5000	950
I.T.E.P - B.Sc. B.Ed. 4 <sup>th</sup> Sem	200	4050	300	100	100	100	100	25	25	5000	-	5000	950
M.Sc(Maths)-2nd Sem	200	1550	350	300	100	100	100	25	25	2750	-	2750	1200
M.Sc(Maths)-4th Sem	200	1550	350	300	100	100	100	25	25	2750	300	3050	1500
M.Sc(Chemistry /Physics/Botany/ Zoology) - 2 <sup>nd</sup> Sem	200	1900	400	2850	100	100	100	25	25	5700	-	5700	3800
M.Sc(Chemistry /Physics/Botany/ Zoology) - 4 <sup>th</sup> Sem	200	1900	400	2850	100	100	100	25	25	5700	300	6000	4100
M.C.A - 2nd Sem	200	1550	350	200	100	100	100	25	25	2650	-	2650	1100
M.C.A -4 <sup>th</sup> Sem	200	1550	350	200	100	100	100	25	25	2650	300	2950	1400
M.A. (JMC) – 2 <sup>nd</sup> Sem	200	2550	350	200	100	100	100	25	25	3650	-	3650	1100
M.A. (JMC) – 4 <sup>th</sup> Sem	200	2550	350	200	100	100	100	25	25	3650	300	3950	1400
M.Com/MSW–2nd Sem	200	1550	350	100	100	100	100	25	25	2550	-	2550	1000
M.Com/MSW – 4 <sup>th</sup> Sem	200	1550	350	100	100	100	100	25	25	2550	300	2850	1300
MBA – 2 <sup>nd</sup> Sem	200	4050	350	300	100	100	100	25	25	5250	-	5250	1200
MBA – 4 <sup>th</sup> Sem	200	4050	350	300	100	100	100	25	25	5250	300	5550	1500
All Other Post-Graduate Programs – 2 <sup>nd</sup> Sem	200	1050	300	100	100	100	100	25	25	2000	-	2000	950
All Other Post-Graduate Programs – 4 <sup>th</sup> Sem	200	1050	300	100	100	100	100	25	25	2000	300	2300	1250
M.Tech(CS)–2nd Sem	200	4050	400	500	100	100	100	25	25	5500	-	5500	1450
M.Tech (CS)–4 <sup>th</sup> Sem	200	4050	400	500	100	100	100	25	25	5500	300	5800	1750
M.A. Legal Studies – 2 <sup>nd</sup> Sem	200	5000	500	200	100	100	100	25	25	6250	-	6250	1250
M.A. Legal Studies – 4 <sup>th</sup> Sem	200	5000	500	200	100	100	100	25	25	6250	300	6550	6550
Master of Law (LLM) - 2 <sup>nd</sup> Sem	200	15000	500	200	100	100	100	25	25	16250	--	16250	1250
B.A. LLB (Hons.) - 2 <sup>nd</sup> Sem	200	10000	500	200	100	100	100	25	25	11250	--	11250	1250
LLB - 2 <sup>nd</sup> Sem	200	10000	500	200	100	100	100	25	25	11250	--	11250	1250



D.El.Ed. – 2nd Sem	200	1500	200	100	100	100	100	25	25	2350	-	2350	850
D.El.Ed. –4 <sup>th</sup> Sem	200	1500	200	100	100	100	100	25	25	2350	300	2650	1150
Diploma in Engineering- 2 <sup>nd</sup> Sem	200	1600	300	100	100	100	100	25	25	2550	-	2550	950
Diploma in Engineering- 4 <sup>th</sup> Sem	200	1600	300	100	100	100	100	25	25	2550	-	2550	950
Diploma in Engineering- 6 <sup>th</sup> Sem	200	1600	300	100	100	100	100	25	25	2550	300	2850	1250
PhD(General)- 2 <sup>nd</sup> Sem	200	2550	400	200	500	100	100	25	25	4100	-	4100	1550
PhD(Prof/ Tech)-2nd Sem	200	5050	400	200	500	100	100	25	25	6600	-	6600	1550
PhD(General)- 4 <sup>th</sup> Sem	200	2550	400	200	500	100	100	25	25	4100	-	4100	1550
PhD(Prof/ Tech) - 4 <sup>th</sup> Sem	200	5050	400	200	500	100	100	25	25	6600	-	6600	1550
PhD(General) - 6 <sup>th</sup> Semester	200	2550	400	200	500	100	100	25	25	4100	-	4100	1550
PhD(Prof/Tech) - 6 <sup>th</sup> Sem	200	5050	400	200	500	100	100	25	25	6600	-	6600	1550
PhD(General) - 8 <sup>th</sup> Sem	200	2550	400	200	500	100	100	25	25	4100	-	4100	1550
PhD(Prof/ Tech) - 8 <sup>th</sup> Sem	200	5050	400	200	500	100	100	25	25	6600	-	6600	1550
PhD(General) - 10 <sup>th</sup> Sem	200	2550	400	200	500	100	100	25	25	4100	-	4100	1550
PhD(Prof/ Tech) - 10 <sup>th</sup> Sem	200	5050	400	200	500	100	100	25	25	6600	-	6600	1550
PhD(General) - 12 <sup>th</sup> Sem	200	2550	400	200	500	100	100	25	25	4100	-	4100	1550
PhD(Prof/Tech)-12 <sup>th</sup> Sem	200	5050	400	200	500	100	100	25	25	6600	-	6600	1550
PhD(General)- 14 <sup>th</sup> Sem	200	2550	400	200	500	100	100	25	25	4100	-	4100	1550
PhD(Prof/Tech) - 14 <sup>th</sup> Sem	200	5050	400	200	500	100	100	25	25	6600	-	6600	1550
PhD (Law) - 2 <sup>nd</sup> Sem	200	5050	400	200	500	100	100	25	25	6600	-	6600	1550
PG Diploma in Teaching English	200	850	300	100	100	100	100	25	25	1800	-	1800	950
<b>Part time Programs-</b> PG Diploma in Functional Urdu & Functional Hindi & Translation	200	450	200	-	100	100	-	-	-	1050	-	1050	600
PG Diploma in Professional Arabic	200	450	200	-	100	100	-	-	-	1050	-	1050	600
Diploma in Arabic	200	450	200	-	100	100	-	-	-	1050	-	1050	600




Diploma in Persian	200	450	200	-	100	100	-	-	-	1050	-	1050	600
PG Diploma in Translation	200	450	200	-	100	100	-	-	-	1050	-	1050	600
Certificate of Proficiency in Telugu	200	450	200	-	100	100	-	-	-	1050	-	1050	600
Certificate of Proficiency in Kashmiri	200	450	200	-	100	100	-	-	-	1050	-	1050	600
Certificate/Diploma in French, Russian, Pashto & Turkish	200	1400	200	-	100	100	-	-	-	2000	-	2000	2000

Name of the Program	Per Semester in Rupees															Total
	Admission Fee	Tuition Fee	Library Fee	Internet Fee	Recognition Fee	Students Empowerment Fee	Student Welfare Fee	Lab Fee	Field study & Tour Fund Fee	Placement activity fund	Games & Sports Fee	Student licence Fee	Examination Fee	Special Fee (MANUU Lab & Counsellors)	Fee for Original Degree Certificate (One time)	
B.Voc (MIT / MLT / ETT) - 2 <sup>nd</sup> Sem	200	10000	0	0	100	0	0	3000	500	250	100	100	1500	6000	--	21750
B.Voc (MIT & MLT) - 4 <sup>th</sup> Sem	200	10000	0	0	100	0	0	3000	500	250	100	100	1500	5000	--	20750
M.Voc (MIT & MLT) - 2 <sup>nd</sup> Sem	200	18050	100	100	0	25	25	3000	500	0	100	450	1500	15000	--	39000
M.Voc (MIT & MLT) - 4 <sup>th</sup> Sem	200	18050	100	100	0	25	25	3000	500	0	100	450	1500	15000	300	39350

Fee details of Even semester of Ph.D. Visvesvaraya Scheme (in Rupees)

Name of the Program	Per Semester in Rupees										
	Admission Fee	Tuition Fee	Exam Fee/ Assessment Fee	Laboratory/ Comp.Lab Fee	Library Fee	Internet Fee	Games & Sports Fee	Students Empowerment Fee	Students Welfare Fee	Total in Rs.	Fee for PwD Students (Total in Rs.)
Ph.D. Visvesvaraya - 4 <sup>th</sup> sem	200	5050	400	200	500	100	100	25	25	6600	1550




**Fee details of even Semester for Programs offered at other campuses:**

Name of the Program	Per Semester in Rupees							Total in Rs.	Fee for Original Degree Certificate (One time)	Fee for Students (Total in Rs.)	Fee for PwD Students (Total in Rs.)
	Admission Fee	Tuition Fee	Exam Fee/ Assessment Fee	Laboratory/ Comp.Lab Fee	Library Fee	Students Empowerment Fee	Students Welfare Fee				
B.A (Varanasi)– 2 <sup>nd</sup> Sem	200	900	200	100	100	25	25	1550	-	1550	650
B.A (Falaknuma) – 2 <sup>nd</sup> Sem	200	900	200	100	100	25	25	1550	-	1550	650
B.A (Bhopal) - 2 <sup>nd</sup> Sem	200	900	200	100	100	25	25	1550	-	1550	650
B.A (Darbhanga) -2 <sup>nd</sup> Sem	200	900	200	100	100	25	25	1550	-	1550	650

**Fee details of even Semester for Programs offered at other campuses:**

Name of the Program	Per Semester in Rupees							Total in Rs.	Fee for Original Degree Certificate (One time)	G. Total in Rs.	Fee for PwD Students (Total in Rs.)
	Admission Fee	Tuition Fee	Exam Fee/ Assessment Fee	Laboratory/ Comp.Lab Fee	Library Fee	Students Empowerment Fee	Students Welfare Fee				
B.A at Lucknow/Srinagar – 2 <sup>nd</sup> Sem	200	0	200	100	100	25	25	650	-	650	650
B.A at Lucknow/Srinagar –4 <sup>th</sup> Sem	200	900	200	100	100	25	25	1550	-	1550	650
B.A at Lucknow/Srinagar - 6 <sup>th</sup> Sem	200	900	200	100	100	25	25	1550	300	1850	950
M.A– 2 <sup>nd</sup> Sem	200	0	300	100	100	25	25	750	-	750	750
M.A– 4 <sup>th</sup> Sem	200	1050	300	100	100	25	25	1800	300	2100	1050
B.Ed./M.Ed. at CTEs –2 <sup>nd</sup> Sem	200	4050	300	100	100	25	25	4800	-	4800	750
B.Ed./M.Ed. at CTEs –4 <sup>th</sup> Sem	200	4050	300	100	100	25	25	4800	300	5100	1050
Diploma in Engineering at Darbhanga, Bengaluru, Kadapa & Cuttack - 2 <sup>nd</sup> Sem	200	1600	300	100	100	25	25	2350	-	2350	750
Diploma in Engineering at Darbhanga, Bengaluru, Kadapa & Cuttack - 4 <sup>th</sup> Sem	200	1600	300	100	100	25	25	2350	-	2350	750
Diploma in Engineering at Darbhanga, Bengaluru, Kadapa & Cuttack -6 <sup>th</sup> Sem	200	1600	300	100	100	25	25	2350	300	2650	1050
PhD (General)- 2 <sup>nd</sup> Sem	200	2550	400	200	500	25	25	3900	-	3900	1350
PhD (Education)- 2 <sup>nd</sup> Sem	200	5050	400	200	500	25	25	6400	-	3900	1350
PhD (General) 4 <sup>th</sup> - Sem	200	2550	400	200	500	25	25	3900	-	3900	1350
PhD (Education) - 4 <sup>th</sup> Sem	200	5050	400	200	500	25	25	6400	-	6400	1350
PhD (General) - 6 <sup>th</sup> Sem	200	2550	400	200	500	25	25	3900	-	3900	1350
PhD (Education) - 6 <sup>th</sup> Sem	200	5050	400	200	500	25	25	6400	-	6400	1350
PhD (General) - 8 <sup>th</sup> Sem	200	2550	400	200	500	25	25	3900	-	3900	1350
PhD(Education) - 8 <sup>th</sup> Sem	200	5050	400	200	500	25	25	6400	-	3900	1350



- Please note: 1. Tuition fee for women is exempted only for 1st semester except in (B.Voc) & M.Voc  
2. Tuition fee is exempted in all semesters for PWD students except in (B.Voc)/ M.A. Legal Studies in 4<sup>th</sup> Sem & Certificate/Diploma in French, Russian, Pashto & Turkish.

Since Student details of all programs (at HQ, all CTEs and other campuses) are available in digital form, online payment is made mandatory and if there are any issues please contact – [admissionsregular@manuu.edu.in](mailto:admissionsregular@manuu.edu.in). Students can pay fee through University website using their user-name and password.

**Fee details of even semester for International Students (in US \$)**

Name of the Program	Per Semester Fee (US \$)				
	Admission Fee	Tuition Fee	Exam Fee/ Assessment Fee	Special Fee	Total Fee in (US\$)
UG Programs - 2 <sup>nd</sup> Sem	50	300	50	100	500
PhD/ PG Programs - 2 <sup>nd</sup> Sem	50	600	50	100	800
Other Programs - 2 <sup>nd</sup> Sem	50	300	50	100	500
PhD/ PG Programs - 4 <sup>th</sup> Sem	50	600	50	100	800
Other Programs - 4 <sup>th</sup> Sem	50	300	50	100	500
PhD/ PG Programs - 6 <sup>th</sup> Sem	50	600	50	100	800
Other Programs - 6 <sup>th</sup> Sem	50	300	50	100	500
PhD/PG Programs - 8 <sup>th</sup> Sem	50	600	50	100	800
Other Programs - 8 <sup>th</sup> Sem	50	300	50	100	500

**Fee details of even semester for International Students with 50% reduction of fees.  
However there shall be no reduction of fees of the International Students who receive scholarship from Indian Organizations is as follows:**

Name of the Program	Per Semester Fee (US \$)				
	Admission Fee	Tuition Fee	Exam Fee/ Assessment Fee	Special Fee	Total Fee in (US\$)
UG Programs - 2 <sup>nd</sup> Sem	25	150	25	50	250
PhD/PG Programs - 2 <sup>nd</sup> Sem	25	300	25	50	400
Other Programs- 2 <sup>nd</sup> Sem	25	150	25	50	250
PhD/PG Program - 4 <sup>th</sup> Sem	25	300	25	50	400
Other Programs- 4 <sup>th</sup> Sem	25	150	25	50	250
PhD/PG Program - 6 <sup>th</sup> Sem	25	300	25	50	400
Other Programs- 6 <sup>th</sup> Sem	25	150	25	50	250
PhD/PG Programs - 8 <sup>th</sup> Sem	25	300	25	50	400
Other Programs - 8 <sup>th</sup> Sem	25	150	25	50	250

  
निदेशक / Director

प्रति / Copy to: Director CIT (with a request to open the online portal and upload the Notice on the website).

प्रवेश निदेशक / Directorate Of Admissions

मौलाना आज़ाद नेशनल उर्दू यूनिवर्सिटी

MAULANA AZAD NATIONAL URDU UNIVERSITY

Gachibowli, Hyderabad-500 032, Telangana, India. Tel: (040) 23006612-15 Ext.1801

manuuhydoofficial officialmanuu imcmanuu manuuhyd

e-mail: [admissionsregular@manuu.edu.in](mailto:admissionsregular@manuu.edu.in) / [website: www.manuu.edu.in](http://www.manuu.edu.in)